

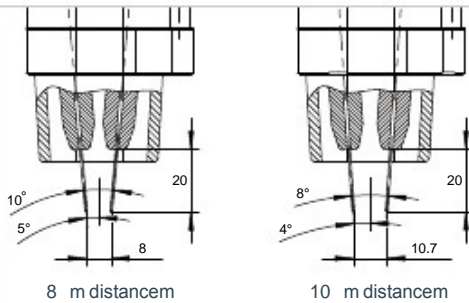
## TBi TD 20F / TD 22F MIG/MAG Tandem Welding Torch

Efficient 3-circuit water cooling system

Attractively priced consumables

High TCP precision

Distance between wire electrodes



### Technical data

Tandem welding torch TBi TD 20F / TD 22F

Rating at 100% duty cycle (10 min. cycle)

- Mixed gas: 2 50 A x 5

Cooling method 3-circuit water cooling

Wire diameter 1.0 – 3.2 mm

Gas flow 20 30 l/min

Blow-out function 8° 4° max. 10 bar, protective gas channel separated by check valve

Weight (without cables) 10.7 approx. 2.8 kg

Technical specification according to IEC 60974-7

Options - wire run-in button on the torch  
- Push-pull system

Torch rating will be reduced when using pulsed -arc power sources. For heavy-duty use of the torch, it is highly recommended to use 3 separate water coolers, or a refrigerator unit.

### Ordering information (complete torches)

Connection Euro-RWZ, 0° bent

Connection Euro-RWZ, 22° bent

8 mm distance between wire electrodes

TBi TD 20F8 - 042P5805\_ \*\_

TBi TD 22F8 - 042P6805\_ \*\_

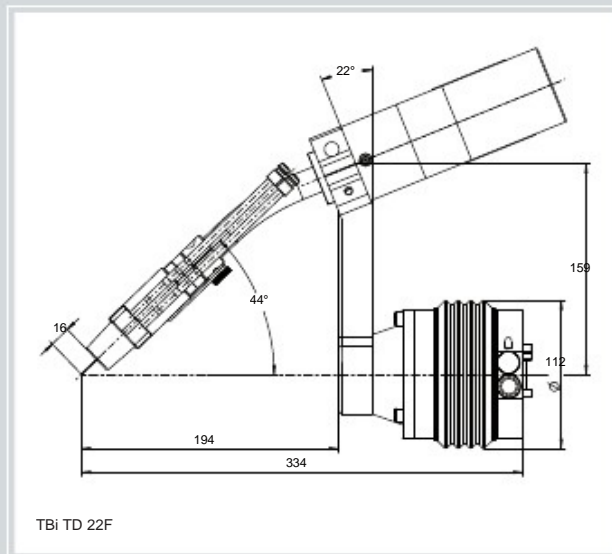
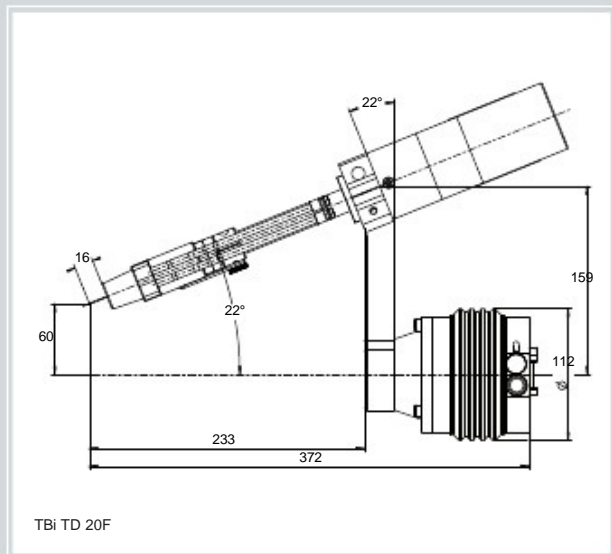
10 mm distance between wire electrodes

TBi TD 20F10 - 042P3805\_ \*\_

TBi TD 22F10 - 042P4805\_ \*\_

\* At the blank, please insert the required cable length in decimeters, e.g. 12 for 1.2 m length.





Torch mount 22° bent for TBi TD 20F and TBi TD 22F, incl. screws

Part No.: 536P101700

Consumables



Pos. Description Part. No.

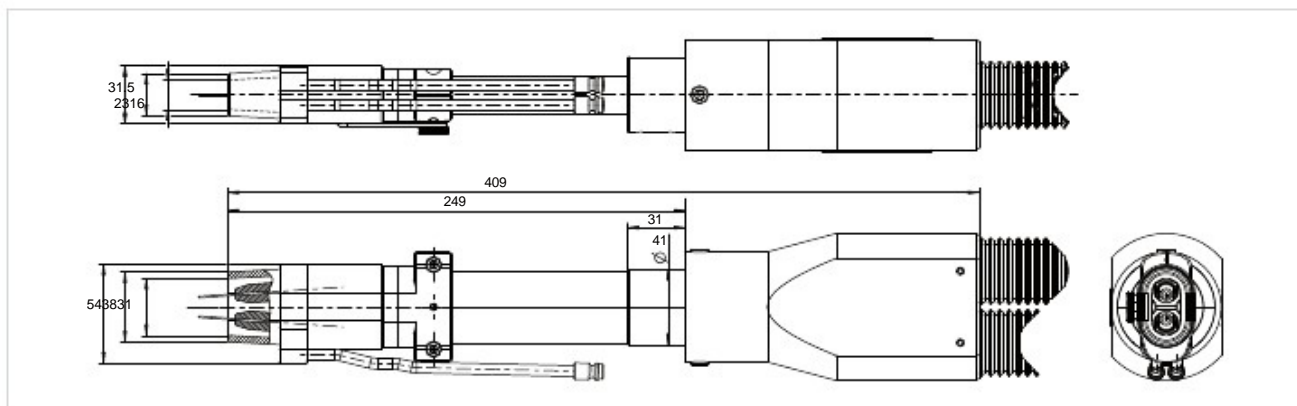
Consumables and spare parts

10	Gas nozzle, water cooled, NW 23x38, cpl.	042P101033
20	Contact tip M8x34, CuCrZr	342P_ _8042*
30	Tip holder M8x34, CuCrZr	343P_ _3262*
40	Insulator	042P102087
41	Cylinder head screw DIN 912, M3x22	109P091248
42	O-ring	365P020030
50	Insulator ceramic, TBi TD 20F8 / 22F8	346P014442
50	Insulator ceramic, TBi TD 20F10 / 22F10	346P014342

Wire Guides

-	Liner w/ insulation orange (x.40 m) for wire 1.6 - 2.0	324P2863_4*
-	Liner w/ insulation black (x.40 m) for wire 1.6-2.4	324P3570_4*
-	Liner w/ insulation grey (x.40 m) for wire 2.4-3.2	324P4570_4*

Dimensions



= Standard equipment

\* t the blank, please insert suitable information for wire diameter or wire guide length, e.g. 08 for 0.8 mm or 3 for 3 m.A

© 2011 TBI Industries GmbH. All rights reserved. Subject to change without notice. Warranty only when using original TBI consumables and spare parts. Excerpts and reprints not permitted. Nr. DOKP142022, 08/2011.



SEA - Soldadura y Equipos Automáticos S.A de C.V.  
 Alfonso Reyes 1226, Col. La Campana, Monterrey N.L. México. C.P. 64760  
 Tel (81)82 89 54 45 | Fax (81) 83 87 76 62 | Email: ventas@sea -sa.com.mx